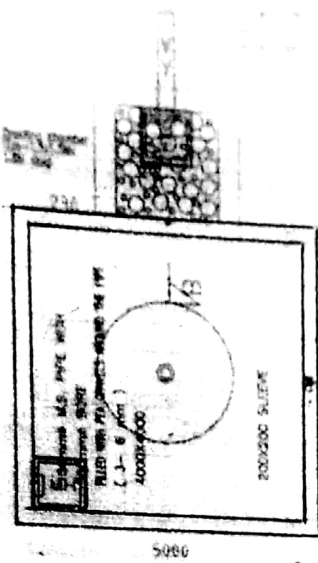
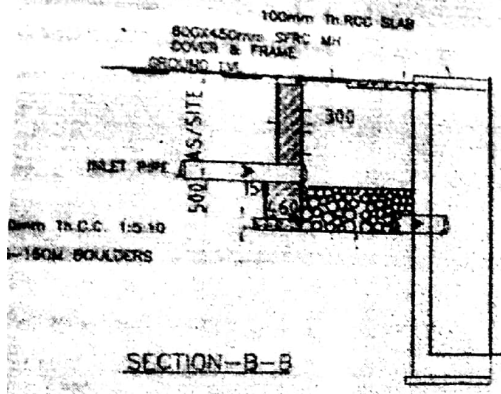


FOR SITE = 4



SIZE OF RWH TANK - 5M X 5M X 4M
 CAPACITY OF RWH TANK - 100 CUBIC
 TOTAL NO. OF RWH TANK - 3
 TOTAL CAPACITY - 300 CUBIC MT.

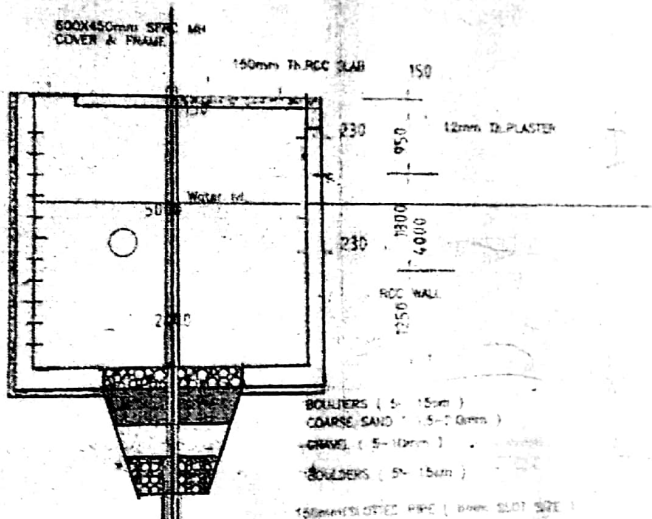
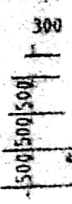
600x450mm SFRG MH COVER & FRAME



SECTION-B-B

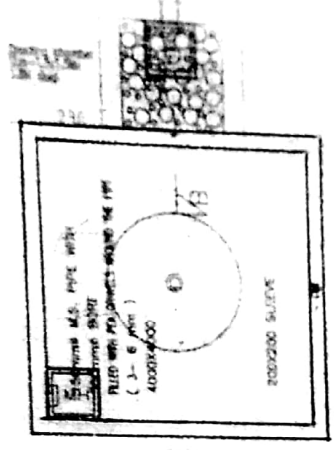
M.S. RUNGS Ø300mm o/c (Typ)

150mm Th. C.C. 1:5:10

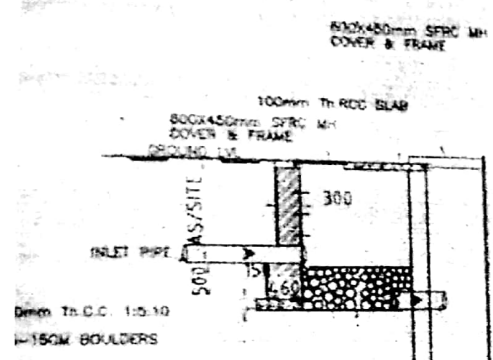


- BOULDERS (Ø-150mm)
- COARSE SAND (Ø-7.5-10mm)
- GRAVEL (Ø-10mm)
- BOULDERS (Ø-150mm)
- 150mm DIAMETER PIPE (Ø=Ø150mm)

FOR SITE

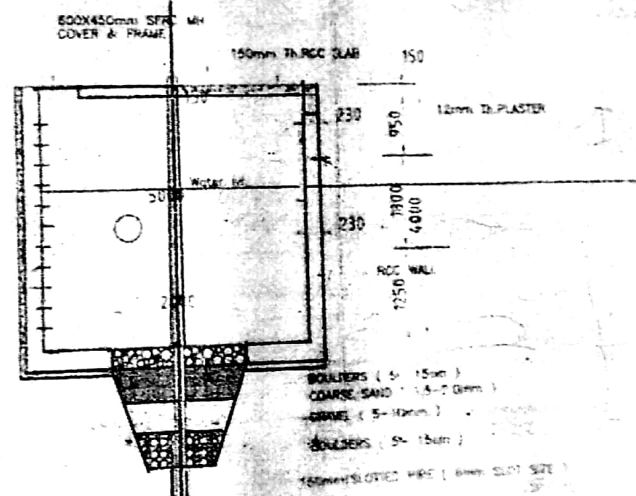


SIZE OF RWH TANK - 5M X 5M X 4M
 CAPACITY OF RWH TANK - 100 CUBIC
 TOTAL NO OF RWH TANK - 3
 TOTAL CAPACITY - 300 CUBIC MT.



Dimm Th.C.C. 1:5:10
 150mm BOULDERS

SECTION-B-B



BOULDERS (5-15mm)
 COARSE SAND (1.5-7.5mm)
 GRASS (5-10mm)
 BOULDERS (5-15mm)
 150mm SLOPED PIPE (MIN. SLOPE)

M.S. RUNGS @ 500mm c/c (Typ)

150mm Th. C.C. 1:5:10

